

# EconoGrid40™ Installation Guide



All Stake Supply


ENVIRONMENTAL  
TERRAIN  
SOLUTIONS

Established 1976



Terraform is a registered trademark of All Stake Supply Pty Ltd

EconoGrid40 provides a porous reinforced surface allowing for frequent pedestrian, car and heavy vehicle traffic. An alternative to concrete and asphalt, EconoGrid40 is suitable for both grassed and gravel areas.



The 40mm deep cells on the EconoGrid40 protect the grass roots from damage and the indent cell design allows grass roots to grow unencumbered from one cell to the next resulting in stronger, thicker grass coverage.

Light, environmentally friendly and with a unique interlocking mechanism on each paver, EconoGrid40 is easy to install saving time and labour.

## INSTALLATION METHODS

1. Excavate the ground to the required depth (generally 190mm, 100mm for the sub base, Underlay and Econogrid40 require 40mm each and 10mm turf) and compact ground making it uniform and level.
2. The sub base layer of gravel/aggregate needs to be a minimum depth of 100mm, uniform in thickness and level. Sub base particles should not exceed 75mm. If axle loads will be greater than 60kn (approx 6 tonnes) a minimum of 150mm is required with a geogrid between the ground and sub base. *Note: Where existing ground conditions are firm (i.e. CBR > 7%) and free draining or where a suitable hardcore/stone base already exists, the requirement for a sub base layer is removed.*
3. Prior to laying the underlay a 120gsm filter fabric may be placed over the sub base or existing soil profile, this stops the growing medium dispersing into the sub base. Turf underlay should be a 60:40 mix between 40-50mm thick after consolidation – for greater turf performance mix Terraform Plant Establisher into the Turf underlay. For gravel, underlay should be 40-50mm of 10-20mm diameter angular gravel or crushed aggregate.
4. Start in a corner and install by rows laying out the EconoGrid40 onto the underlay connecting the panels with the inbuilt connects as you go. Pavers can be cut to fit around obstructions and curves using a hand or power saw.




Mix in Terraform Plant Establisher to soil base for better grass performance



Start in a corner



Pavers can be cut to fit



## APPLICATIONS

- Parking areas
- Nature strip
- Caravan Parks
- Emergency vehicle access
- Horse and Livestock Stables

- Fill pavers with specified soil to finished levels 5-7mm below top of cells after settlement. This allows the crown of the grass to be below the parapet of the pavers (and therefore protected). Turf can now be rolled onto the fill grids. Roll and water turf as per normal installation. If using a gravel finish fill EconoGrid40 with angular aggregate or gravel 5-20mm in diameter, lightly compact to finish.
- Surface can be trafficked immediately however best practice would be to allow turf to establish itself, generally 3 to 4 weeks.



PAVING GRID DESCRIPTION	PAVING GRID DATA
Product	EconoGrid40
Material	100% Recycled high density polyethylene
Colour	Green
Paver dimensions	638 x 532 x 40mm (3 pavers per m <sup>2</sup> )
Cell wall thickness	0.2mm
Weight (Nominal)	1.36kgs per paver
Load bearing capacity (filled)	150 tonnes/m <sup>2</sup>
UV stabilised	Yes

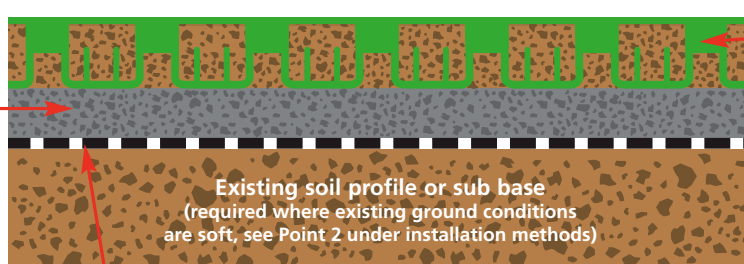
EconoGrid40 has been tested in accordance with ASTM D1621-10

### Underlay for Gravel Surfaces

40-50mm thick layer of 10-20mm diameter, angular gravel or crushed aggregate

### Underlay for Grass Surfaces

40-50mm thick layer of 60:40 sand/soil



Filter Fabric 120gsm

**Econo Grid 40**  
40mm deep UV stabilised pavers filled with gravel/angular aggregate (5-20mm) diameter  
**Or**  
For Turf filled with 60:40 sand/soil

*Disclaimer: Please note that the information is given as a guide only. All sizes and weights are nominal figures and may vary to what is published. Specifications on each site will be different so the final determination of the suitability of any information or material for the use contemplated and the manner of its use is the sole responsibility of the user and the user must assume all risk and responsibility in connection therewith.*

For more information on any of these products

Call us today on 1300 130 123

Visit [www.allstakesupply.com.au](http://www.allstakesupply.com.au) for our complete range of products